

大牟田市の工業

(平成 21 年 工業統計調査結果報告)

大牟田市

(統計報告 第 117 号)

大牟田市民憲章

制定 昭和57年7月21日

私たちは、三池山と有明の海に抱かれ、燃ゆる石のふる里に住む大牟田市民です。

私たちは、みずからの責任において、互いに力を合わせ、未来にはばたく大牟田の町をきずくため、この憲章を定めます。

活気ある豊かな町にしましょう。

自然と調和したきれいな町にしましょう。

教育を重んじ、文化をはぐくむ、健やかな町にしましょう。

親切な、心あたたかい町にしましょう。

きまりを守り明るい町にしましょう。



10

42

21 12 31

21

4

23 7

目 次

	-----	1
	-----	2
21	-----	6
	-----	10
- 1	-----	10
- 2	() -----	10
	-----	12
	-----	14
	-----	16
	-----	18
	(30) -----	20
	(30) -----	21
	(30) -----	21
	(30) -----	21
10	(30) -----	21
11	-----	22
21	-----	24
1	4 -----	24
2	4 -----	28
3	30 -----	32
4	(30) -----	36
5	(30) -----	38
6	-----	40
	(4) -----	42

調 査 の 概 要

1 調査の目的

2 調査の根拠

(19 53)

(26 81)

3 調査の期日及び期間

21 21 12 31
1

21 1 1 21 12 31

4 調査の範囲

(19 3 23 175)
()

4

5 調査票の種類

6 調査の方法

()

7 調査事項

8 集計及び公表

9 その他

21 3
4
19

利 用 の た め に

21 12 31

21 12 31

14

13

19

18

19

20

19 19

20

19

11

	21 12 31	1
	21 12 31	
	1	
	2	
	3	
	4	
	2 4	
	5	18 1

	21
	21
	21
	21
	21
	21 1
	21 1 12
	21 1 12
	21
	13

	29
	29
	÷ × 100
	÷ × 100
	÷ × 100
	30

8

x	17 8
0	

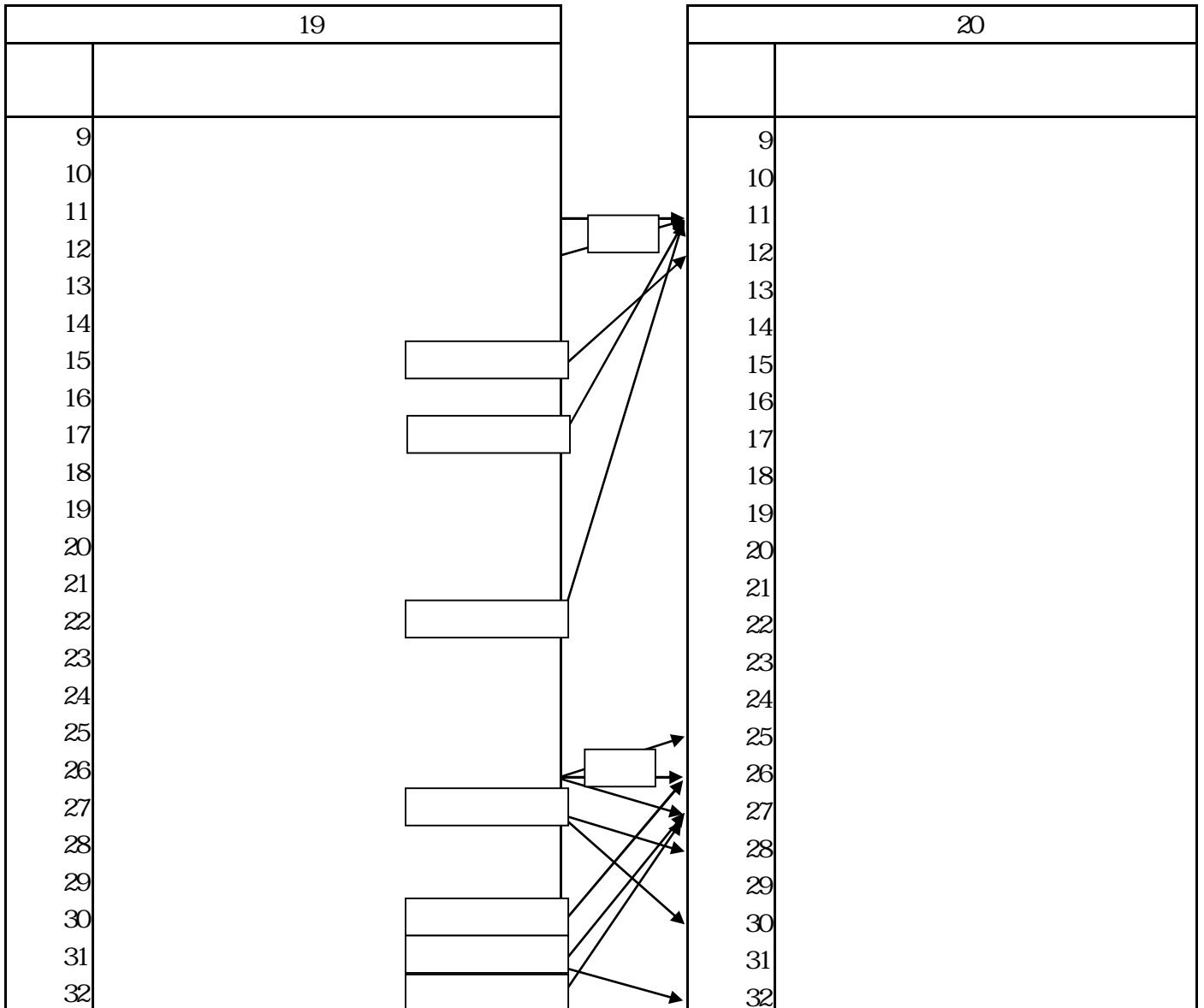
9

09		
10		
11		
12		
13		
14		
15		
16		
17		
18		
19		
20		
21		
22		
23		
24		
25		
26		
27		
28		
29		
30		
31		
32		

10

	09 21	10		11		12		14
	13	32	15		18		19	20
	16		17		22	23		
	24 28	25		29	26		27	31

11



平成21年工業統計調査から見た大牟田市の工業の動向
(従業者4人以上の事業所)

1 概況

	21			2007			2008	
	2009							
			21					21
		4		23 5817		10.4		
	773 5789	7.5		265 2590		21.0		
80 3194								
	21			4		6434		
7.7		21 6161	5.1			7 7675		
9.6		2 3416	2.7					
			4		161	7.5		
	6641	11.1			2237 9757	33.4	6	
				761 4239	30.1			

全国、福岡県及び大牟田市の工業の推移

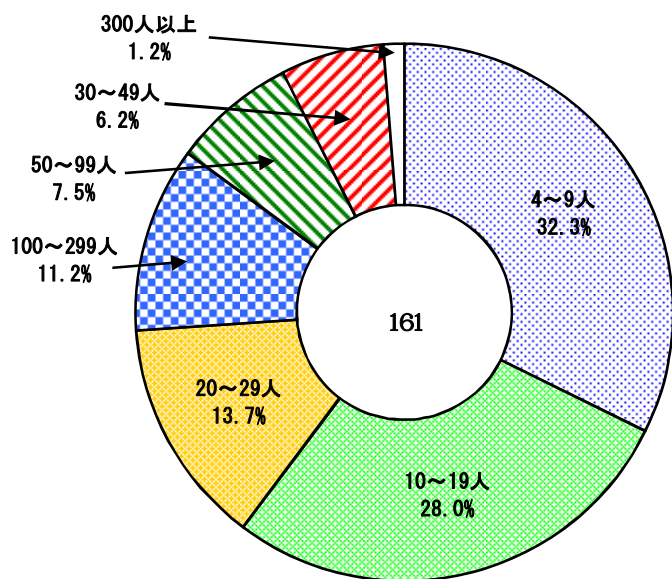
	20	21	()	20	21	()	20	21	()
	263,061	235,817	10.4	6,970	6,434	7.7	174	161	7.5
	8,364,607	7,735,789	7.5	227,758	216,161	5.1	7,469	6,641	11.1
	335,578,825	265,259,031	21.0	8,596,534	7,767,530	9.6	336,231	223,798	33.4
	101,304,661	80,319,365	20.7	2,280,903	2,341,621	2.7	108,986	76,142	30.1
			21			21			

2 事業所数

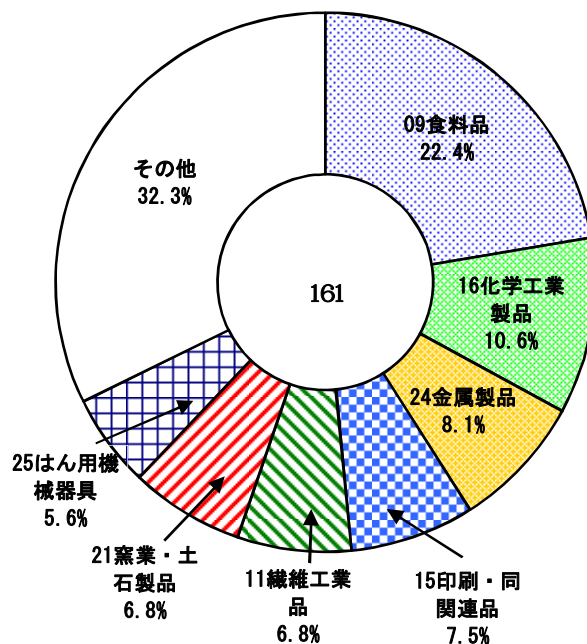
20 29 13.7 4 9 29 7.5 8 1

32.3 10 19 28.0 73.9 22.4 6.8 10.6

従業者規模別事業所数構成比



産業中分類別事業所数構成比

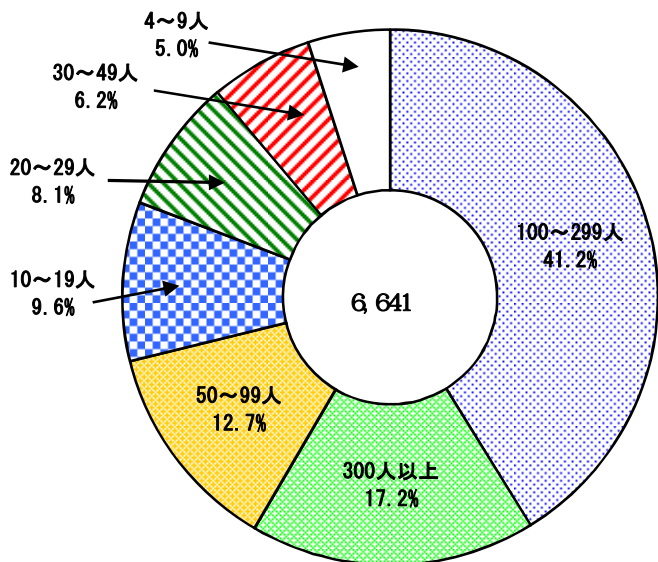


3 従業者数

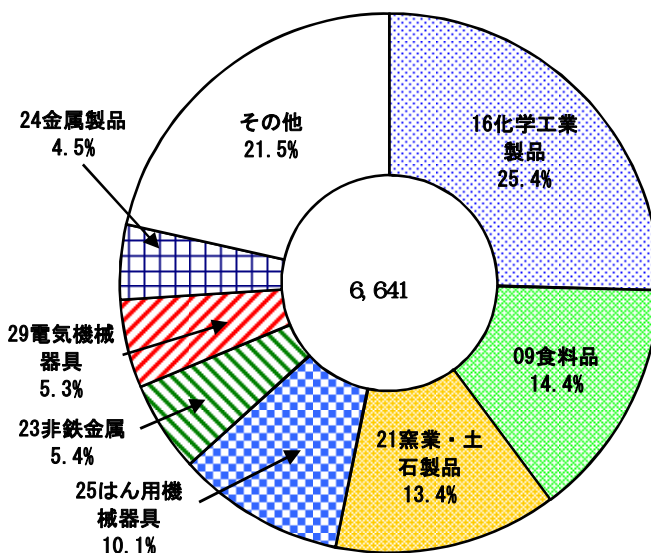
17.2 50 99 12.7 100 299 50 13.4 10.1

41.2 300 71.1 25.4 14.4

従業者規模別従業者数構成比



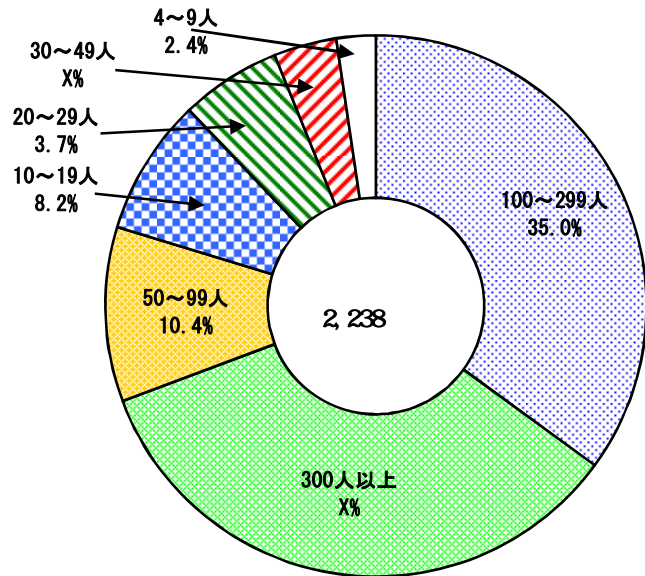
産業中分類別従業者数構成比



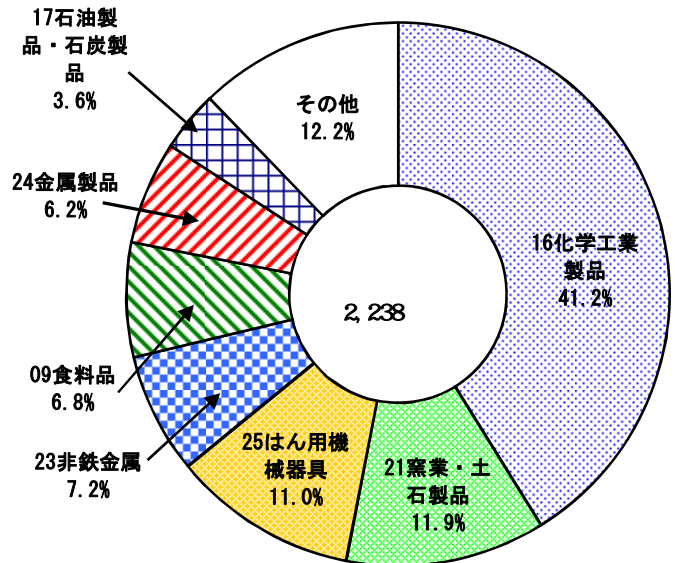
4 製造品出荷額等

X	50	99	10.4	30	49	100	299	35.0	300
						X		30	85.7
								41.2	
	11.9			11.0		7.2			

従業者規模別製造品出荷額等構成比



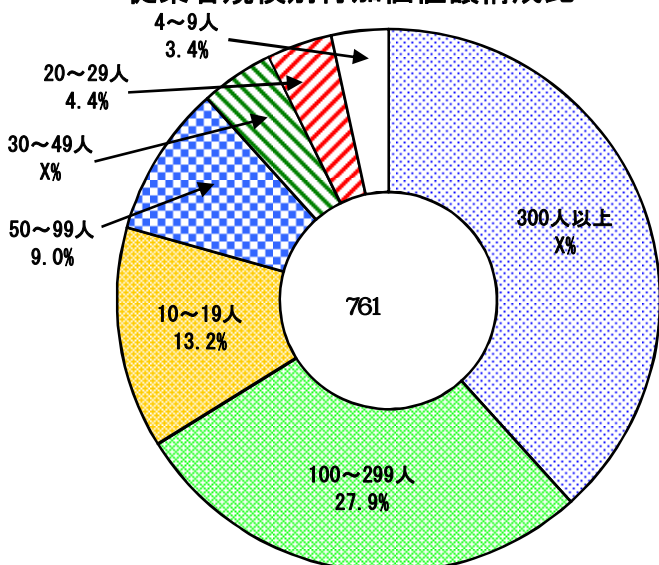
産業中分類別製造品出荷額等構成比



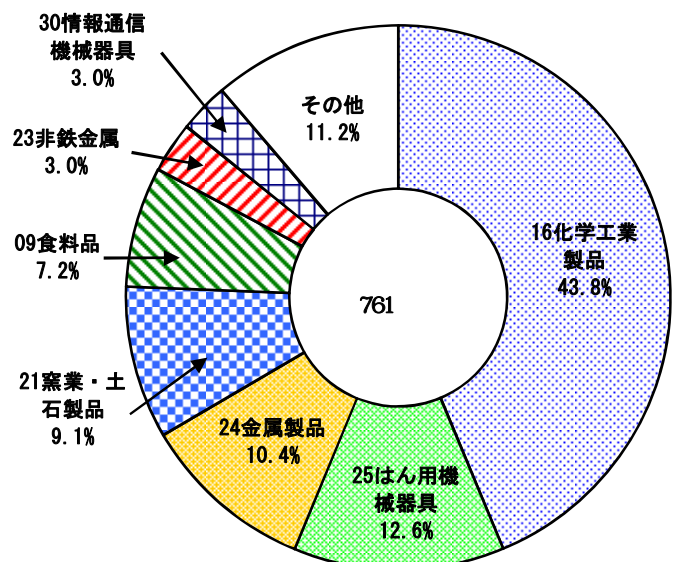
5 付加価値額

従業者規模別付加価値額を構成比で見ると、「300人以上」規模のX%が最も高く、次いで「100~299人」規模が27.9%、「10~19人」規模が13.2%、「50~99人」規模が9.0%となっており、30人以上規模で全体の79.1%を占めている。
 産業別中分類別にみた付加価値額を構成比で見ると、化学工業製品が43.8%と最も高く、次いではん用機械器具の12.6%、金属製品の10.4%、窯業・土石製品の9.1%の順となっている。

従業者規模別付加価値額構成比



産業中分類別付加価値額構成比

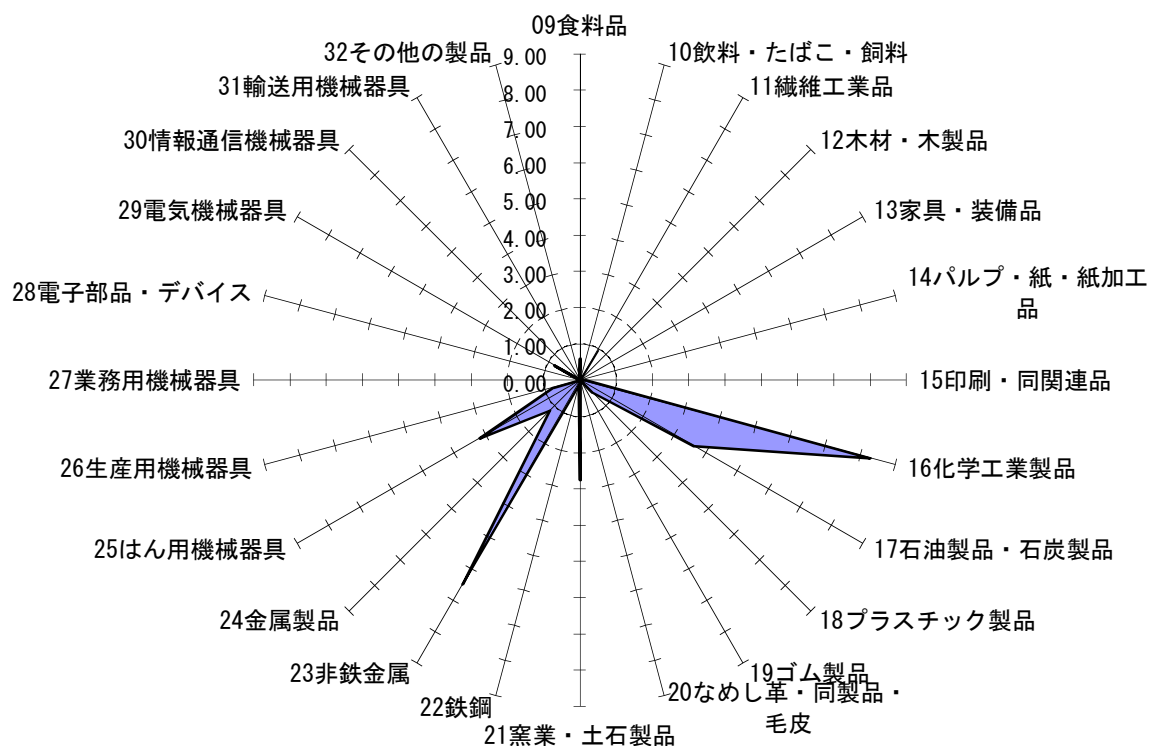


製造品出荷額等の産業中分類別特化係数（平成21年）

	()		()		/
	22, 379, 757	776, 753, 038	100.0	100.0	1.0
09	1, 522, 146	88, 365, 808	6.8	11.4	0.6
10	x	67, 433, 285	x	8.7	x
11	161, 130	5, 801, 976	0.7	0.7	1.0
12	x	5, 378, 886	x	0.7	x
13	x	8, 881, 523	x	1.1	x
14	x	8, 896, 483	x	1.1	x
15	98, 423	21, 870, 544	0.4	2.8	0.2
16	9, 215, 622	38, 618, 520	41.2	5.0	8.3
17	808, 602	7, 735, 616	3.6	1.0	3.6
18	271, 227	19, 625, 210	1.2	2.5	0.5
19	x	16, 268, 071	x	2.1	x
20	-	249, 894	-	0.0	-
21	2, 659, 078	33, 567, 373	11.9	4.3	2.7
22	346, 484	82, 685, 476	1.5	10.6	0.1
23	1, 604, 853	8, 578, 788	7.2	1.1	6.5
24	1, 377, 154	40, 490, 722	6.2	5.2	1.2
25	2, 468, 257	26, 755, 825	11.0	3.4	3.2
26	582, 802	26, 289, 401	2.6	3.4	0.8
27	x	1, 481, 374	x	0.2	x
28	x	25, 947, 818	x	3.3	x
29	518, 243	21, 686, 303	2.3	2.8	0.8
30	x	1, 356, 239	x	0.2	x
31	x	212, 999, 191	x	27.4	x
32	20, 092	5, 788, 712	0.1	0.7	0.1

÷

大牟田市の製造品出荷額等の産業中分類別特化係数



大牟田市工業の推移に関する統計表

1-1 大牟田市工業の推移

			()		()		()	
		4		4		4		4
12	333	223	8,113	7,890	237,473	236,285	101,078	100,315
13	-	209	-	7,357	-	227,384	-	93,785
14	-	189	-	6,564	-	214,734	-	80,925
15	278	186	6,482	6,298	222,712	221,656	83,935	83,263
16	-	170	-	6,266	-	229,233	-	83,115
17	261	172	6,612	6,428	253,539	252,752	89,507	89,036
18	-	161	-	6,272	-	282,654	-	90,799
19	-	171	-	7,035	-	313,442	-	94,982
20	255	174	7,621	7,469	336,916	336,231	109,379	108,986
21	-	161	-	6,641	-	223,798	-	76,142
1	13	14	16	18	19	21		3
2							12	9

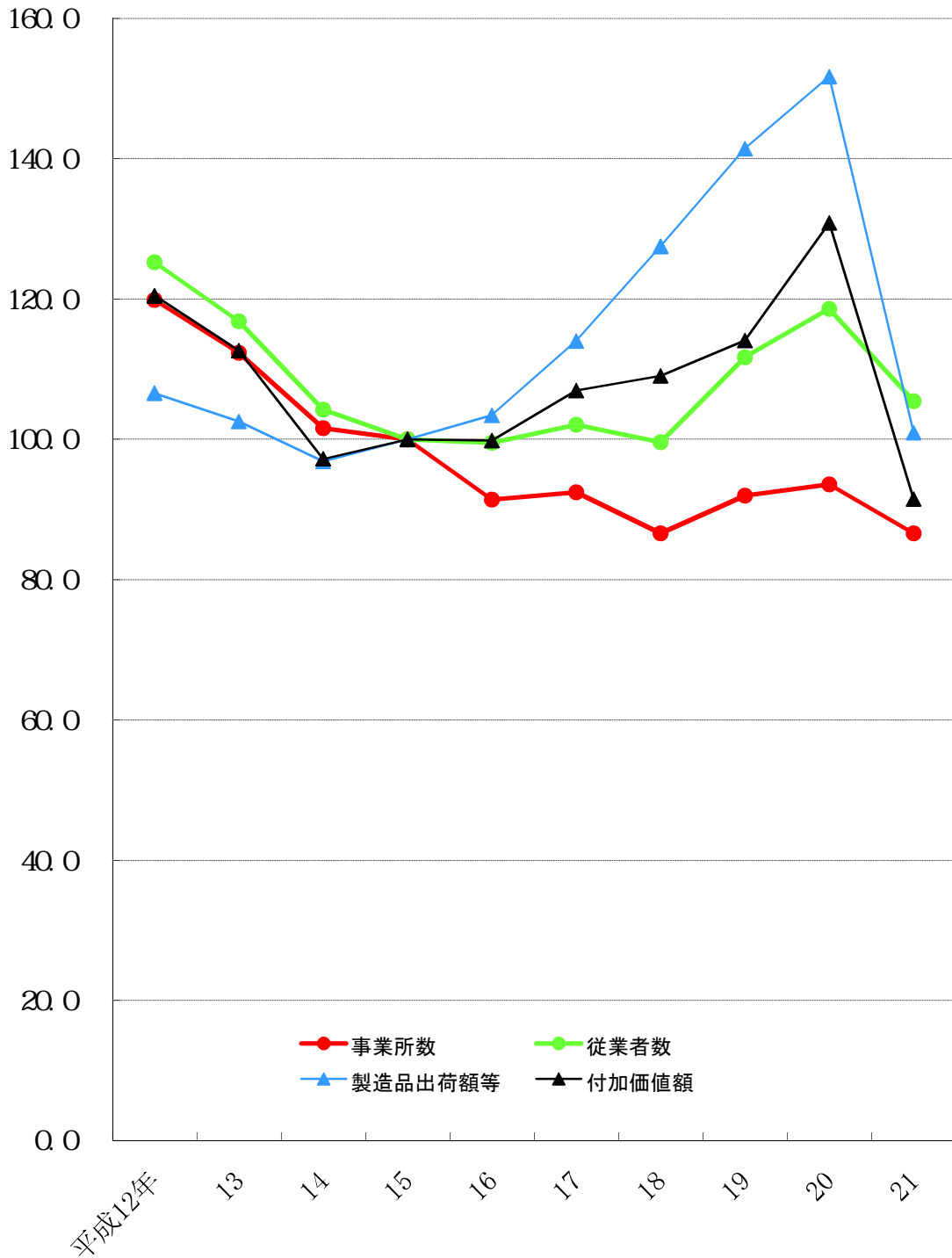
1-2 大牟田市工業の推移(指数)

15 100

		4		4		4		4
12	119.8	119.9	125.2	125.3	106.6	106.6	120.4	120.5
13	-	112.4	-	116.8	-	102.6	-	112.6
14	-	101.6	-	104.2	-	96.9	-	97.2
15	100.0	100.0	100.0	100.0	100.0	100.0	100.0	100.0
16	-	91.4	-	99.5	-	103.4	-	99.8
17	93.9	92.5	102.0	102.1	113.8	114.0	106.6	106.9
18	-	86.6	-	99.6	-	127.5	-	109.1
19	-	91.9	-	111.7	-	141.4	-	114.1
20	91.7	93.5	117.6	118.6	151.3	151.7	130.3	130.9
21	-	86.6	-	105.4	-	101.0	-	91.4

最近10年間の工業の推移(指数)

平成15年=100



2 事業所数

		17	18	19	20	21
総	数	172	161	171	174	161
従業者規模別						
2	4	55	47	49	55	52
3	10	41	41	47	44	45
4	20	24	25	29	29	22
5	30	13	12	9	7	10
6	50	23	19	18	19	12
7	100	14	15	16	18	18
8	300	2	2	3	2	2
業	種					
				69	63	64
				35	37	31
				29	29	28
				38	45	38
産	業					
	中					
	分					
	類					
09				37	36	36
10				2	2	2
11				15	10	11
12				2	2	2
13				4	4	2
14				2	1	2
15				12	12	12
16				19	18	17
17				3	3	3
18				9	9	8
19				2	3	3
20				-	-	-
21				11	12	11
22				4	4	4
23				3	4	4
24				16	15	13
25				6	8	9
26				7	11	6
27				1	1	1
28				1	1	1
29				3	4	4
30				2	2	2
31				2	3	2
32				8	9	6

(旧)	業					
	種					
	別					
		54	52	54		
		48	45	50		
		32	28	29		
		38	36	38		
(旧)	産					
	業					
	中					
	分					
	類					
	別					
09		39	38	37		
10		2	1	2		
11		-	-	-		
12		12	11	15		
13		1	1	2		
14		5	6	4		
15		2	2	2		
16		12	12	12		
17		21	19	19		
18		2	2	3		
19		8	7	9		
20		2	2	2		
21		-	-	-		
22		10	10	11		
23		5	4	4		
24		4	3	3		
25		13	12	16		
26		16	15	13		
27		3	3	3		
28		2	2	2		
29		1	1	1		
30		2	3	2		
31		1	-	1		
32		9	7	8		

					()		
17	18	19	20	21	20	21	
100.0	100.0	100.0	100.0	100.0	101.8	92.5	総 数
							規模別
32.0	29.2	28.7	31.6	32.3	112.2	94.5	2
23.8	25.5	27.5	25.3	28.0	93.6	102.3	3
14.0	15.5	17.0	16.7	13.7	100.0	75.9	4
7.6	7.5	5.3	4.0	6.2	77.8	142.9	5
13.4	11.8	10.5	10.9	7.5	105.6	63.2	6
8.1	9.3	9.4	10.3	11.2	112.5	100.0	7
1.2	1.2	1.8	1.1	1.2	66.7	100.0	8
							業種別
		40.4	36.2	39.8	91.3	101.6	
		20.5	21.3	19.3	105.7	83.8	
		17.0	16.7	17.4	100.0	96.6	
		22.2	25.9	23.6	118.4	84.4	
							中分類別
		21.6	20.7	22.4	97.3	100.0	09
		1.2	1.1	1.2	100.0	100.0	10
		8.8	5.7	6.8	66.7	110.0	11
		1.2	1.1	1.2	100.0	100.0	12
		2.3	2.3	1.2	100.0	50.0	13
		1.2	0.6	1.2	50.0	200.0	14
		7.0	6.9	7.5	100.0	100.0	15
		11.1	10.3	10.6	94.7	94.4	16
		1.8	1.7	1.9	100.0	100.0	17
		5.3	5.2	5.0	100.0	88.9	18
		1.2	1.7	1.9	150.0	100.0	19
		-	-	-	-	-	20
		6.4	6.9	6.8	109.1	91.7	21
		2.3	2.3	2.5	100.0	100.0	22
		1.8	2.3	2.5	133.3	100.0	23
		9.4	8.6	8.1	93.8	86.7	24
		3.5	4.6	5.6	133.3	112.5	25
		4.1	6.3	3.7	157.1	54.5	26
		0.6	0.6	0.6	100.0	100.0	27
		0.6	0.6	0.6	100.0	100.0	28
		1.8	2.3	2.5	133.3	100.0	29
		1.2	1.1	1.2	100.0	100.0	30
		1.2	1.7	1.2	150.0	66.7	31
		4.7	5.2	3.7	112.5	66.7	32
							(旧)業種別
31.4	32.3	31.6					
27.9	28.0	29.2					
18.6	17.4	17.0					
22.1	22.4	22.2					
							(旧)中分類別
22.7	23.6	21.6					09
1.2	0.6	1.2					10
-	-	-					11
7.0	6.8	8.8					12
0.6	0.6	1.2					13
2.9	3.7	2.3					14
1.2	1.2	1.2					15
7.0	7.5	7.0					16
12.2	11.8	11.1					17
1.2	1.2	1.8					18
4.7	4.3	5.3					19
1.2	1.2	1.2					20
-	-	-					21
5.8	6.2	6.4					22
2.9	2.5	2.3					23
2.3	1.9	1.8					24
7.6	7.5	9.4					25
9.3	9.3	7.6					26
1.7	1.9	1.8					27
1.2	1.2	1.2					28
0.6	0.6	0.6					29
1.2	1.9	1.2					30
0.6	-	0.6					31
5.2	4.3	4.7					32

3 従業者数

)				
		17	18	19	20	21
総	数	6,428	6,272	7,035	7,469	6,641
従業者規模別						
2	4 9	349	307	312	337	330
3	10 19	568	550	634	608	639
4	20 29	577	617	705	710	538
5	30 49	507	479	364	282	409
6	50 99	1,672	1,396	1,300	1,389	843
7	100 299	1,949	2,076	2,464	3,180	2,737
8	300	806	847	1,256	963	1,145
業	種					
				2,276	2,270	2,184
				615	562	424
				2,296	2,346	2,170
				1,848	2,291	1,863
産業中分類別						
09				884	893	957
10				16	15	14
11				414	282	279
12				27	30	32
13				31	34	23
14				15	9	14
15				156	134	125
16				1,774	1,810	1,689
17				71	70	61
18				347	309	211
19				26	35	31
20				-	-	-
21				920	1,041	888
22				67	62	59
23				384	404	361
24				371	331	297
25				479	531	669
26				542	809	274
27				15	14	13
28				46	45	43
29				169	322	352
30				188	186	192
31				38	53	23
32				55	50	34

(旧)業	種					
		1,675	1,775	1,862		
		929	877	1,029		
		2,227	2,120	2,296		
		1,597	1,500	1,848		
(旧)産業中分類別						
09		1,100	1,074	884		
10		27	7	16		
11		-	-	-		
12		386	368	414		
13		6	6	27		
14		38	40	31		
15		15	15	15		
16		155	157	156		
17		1,657	1,636	1,774		
18		56	56	71		
19		271	238	347		
20		21	26	26		
21		-	-	-		
22		527	673	920		
23		76	68	67		
24		438	360	384		
25		337	378	371		
26		857	665	1,021		
27		170	173	169		
28		134	173	188		
29		47	47	46		
30		39	64	38		
31		13	-	15		
32		58	48	55		

					()		
17	18	19	20	21	20	21	
100.0	100.0	100.0	100.0	100.0	106.2	88.9	総 数
							規模別
5.4	4.9	4.4	4.4	5.0	108.0	97.9	2
8.8	8.8	9.0	9.0	9.6	95.9	105.1	3
9.0	9.8	10.0	10.0	8.1	100.7	75.8	4
7.9	7.6	5.2	5.2	6.2	77.5	145.0	5
26.0	22.3	18.5	18.5	12.7	106.8	60.7	6
30.3	33.1	35.0	35.0	41.2	129.1	86.1	7
12.5	13.5	17.9	17.9	17.2	76.7	118.9	8
							業種別
		32.4	32.4	32.9	99.7	96.2	
		8.7	8.7	6.4	91.4	75.4	
		32.6	32.6	32.7	102.2	92.5	
		26.3	26.3	28.1	124.0	81.3	
							中分類別
		12.6	12.6	14.4	101.0	107.2	09
		0.2	0.2	0.2	93.8	93.3	10
		5.9	5.9	4.2	68.1	98.9	11
		0.4	0.4	0.5	111.1	106.7	12
		0.4	0.4	0.3	109.7	67.6	13
		0.2	0.2	0.2	60.0	155.6	14
		2.2	2.2	1.9	85.9	93.3	15
		25.2	25.2	25.4	102.0	93.3	16
		1.0	1.0	0.9	98.6	87.1	17
		4.9	4.9	3.2	89.0	68.3	18
		0.4	0.4	0.5	134.6	88.6	19
		-	-	-	-	-	20
		13.1	13.1	13.4	113.2	85.3	21
		1.0	1.0	0.9	92.5	95.2	22
		5.5	5.5	5.4	105.2	89.4	23
		5.3	5.3	4.5	89.2	89.7	24
		6.8	6.8	10.1	110.9	126.0	25
		7.7	7.7	4.1	149.3	33.9	26
		0.2	0.2	0.2	93.3	92.9	27
		0.7	0.7	0.6	97.8	95.6	28
		2.4	2.4	5.3	190.5	109.3	29
		2.7	2.7	2.9	98.9	103.2	30
		0.5	0.5	0.3	139.5	43.4	31
		0.8	0.8	0.5	90.9	68.0	32
							(旧)業種別
26.1	28.3	26.5	26.5				
14.5	14.0	14.6	14.6				
34.6	33.8	32.6	32.6				
24.8	23.9	26.3	26.3				
							(旧)中分類別
17.1	17.1	12.6	12.6				09
0.4	0.1	0.2	0.2				10
-	-	-	-				11
6.0	5.9	5.9	5.9				12
0.1	0.1	0.4	0.4				13
0.6	0.6	0.4	0.4				14
0.2	0.2	0.2	0.2				15
2.4	2.5	2.2	2.2				16
25.8	26.1	25.2	25.2				17
0.9	0.9	1.0	1.0				18
4.2	3.8	4.9	4.9				19
0.3	0.4	0.4	0.4				20
-	-	-	-				21
8.2	10.7	13.1	13.1				22
1.2	1.1	1.0	1.0				23
6.8	5.7	5.5	5.5				24
5.2	6.0	5.3	5.3				25
13.3	10.6	14.5	14.5				26
2.6	2.8	2.4	2.4				27
2.1	2.8	2.7	2.7				28
0.7	0.7	0.7	0.7				29
0.6	1.0	0.5	0.5				30
0.2	-	0.2	0.2				31
0.9	0.8	0.8	0.8				32

4 製造品出荷額等

		17	18	19	20	21
総	数	25,275,197	28,265,378	31,344,245	33,623,141	22,379,757
従業者規模別						
2	4 9	597,608	496,414	429,818	454,383	527,388
3	10 19	1,048,561	1,039,463	1,419,754	1,446,072	1,829,395
4	20 29	845,702	982,402	1,562,416	1,638,349	837,190
5	30 49	x	x	938,672	x	x
6	50 99	4,407,095	4,123,261	4,153,338	5,128,618	2,333,545
7	100 299	12,531,277	15,244,857	16,571,245	16,685,169	7,837,242
8	300	x	x	6,269,002	x	x
業	種					
				6,717,132	6,159,937	4,411,335
				663,143	654,406	449,147
				18,478,626	19,528,030	11,975,561
				5,485,344	7,280,768	5,543,714
産業中分類別						
09				1,466,082	1,532,384	1,522,146
10				x	x	x
11				244,299	165,511	161,130
12				x	x	x
13				26,587	22,429	x
14				x	x	x
15				135,708	108,896	98,423
16				13,680,895	15,005,060	9,215,622
17				815,791	840,782	808,602
18				413,080	435,606	271,227
19				x	53,865	x
20				-	-	-
21				4,896,783	4,364,359	2,659,078
22				304,681	454,939	346,484
23				3,677,259	3,227,249	1,604,853
24				1,087,502	905,397	1,377,154
25				2,110,304	3,161,751	2,468,257
26				1,328,626	1,227,796	582,802
27				x	x	x
28				x	x	x
29				376,059	1,367,733	518,243
30				x	x	x
31				x	67,182	x
32				x	33,610	20,092
(旧)業	種					
		6,147,464	6,969,394	6,472,833		
		875,055	885,118	907,442		
		14,003,497	15,920,478	18,478,626		
		4,249,181	4,490,388	5,485,344		
(旧)産業中分類別						
09		1,868,650	1,826,463	1,466,082		
10		x	x	x		
11		-	-	-		
12		241,010	234,929	244,299		
13		x	x	x		
14		38,678	43,945	26,587		
15		x	x	x		
16		155,311	144,897	135,708		
17		10,294,143	12,060,821	13,680,895		
18		x	x	815,791		
19		361,499	384,638	413,080		
20		x	x	x		
21		-	-	-		
22		4,259,433	5,132,467	4,896,783		
23		x	x	304,681		
24		3,068,190	3,153,181	3,677,259		
25		1,054,531	1,375,197	1,087,502		
26		2,178,784	2,163,846	3,438,930		
27		395,269	392,483	376,059		
28		x	x	x		
29		x	x	x		
30		x	114,107	x		
31		x	-	x		
32		x	x	x		

					()		
17	18	19	20	21	20	21	
100.0	100.0	100.0	100.0	100.0	107.3	66.6	総 数
							規模別
2.4	1.8	1.4	1.4	2.4	105.7	116.1	2
4.1	3.7	4.5	4.3	8.2	101.9	126.5	3
3.3	3.5	5.0	4.9	3.7	104.9	51.1	4
x	x	3.0	x	x	x	x	5
17.4	14.6	13.3	15.3	10.4	123.5	45.5	6
49.6	53.9	52.9	49.6	35.0	100.7	47.0	7
x	x	20.0	x	x	x	x	8
							業種別
		21.4	18.3	19.7	91.7	71.6	
		2.1	1.9	2.0	98.7	68.6	
		59.0	58.1	53.5	105.7	61.3	
		17.5	21.7	24.8	132.7	76.1	
							中分類別
		4.7	4.6	6.8	104.5	99.3	09
		x	x	x	x	x	10
		0.8	0.5	0.7	67.7	97.4	11
		x	x	x	x	x	12
		0.1	0.1	x	84.4	x	13
		x	x	x	x	x	14
		0.4	0.3	0.4	80.2	90.4	15
		43.6	44.6	41.2	109.7	61.4	16
		2.6	2.5	3.6	103.1	96.2	17
		1.3	1.3	1.2	105.5	62.3	18
		x	0.2	x	x	x	19
		-	-	-	-	-	20
		15.6	13.0	11.9	89.1	60.9	21
		1.0	1.4	1.5	149.3	76.2	22
		11.7	9.6	7.2	87.8	49.7	23
		3.5	2.7	6.2	83.3	152.1	24
		6.7	9.4	11.0	149.8	78.1	25
		4.2	3.7	2.6	92.4	47.5	26
		x	x	x	x	x	27
		x	x	x	x	x	28
		1.2	4.1	2.3	363.7	37.9	29
		x	x	x	x	x	30
		x	0.2	x	x	x	31
		x	0.1	0.1	x	59.8	32

							(旧)業種別
24.3	24.7	20.7					
3.5	3.1	2.9					
55.4	56.3	59.0					
16.8	15.9	17.5					
							(旧)中分類別
7.4	6.5	4.7					09
x	x	x					10
-	-	-					11
1.0	0.8	0.8					12
x	x	x					13
0.2	0.2	0.1					14
x	x	x					15
0.6	0.5	0.4					16
40.7	42.7	43.6					17
x	x	2.6					18
1.4	1.4	1.3					19
x	x	x					20
-	-	-					21
16.9	18.2	15.6					22
x	x	1.0					23
12.1	11.2	11.7					24
4.2	4.9	3.5					25
8.6	7.7	11.0					26
1.6	1.4	1.2					27
x	x	x					28
x	x	x					29
x	0.4	x					30
x	-	x					31
x	x	x					32

5 付加価値額

		17	18	19	20	21
総	数	8,903,565	9,079,934	9,498,169	10,898,613	7,614,239
従業者規模別						
2	4 9	216,440	201,767	218,961	230,394	258,916
3	10 19	416,425	445,112	617,764	563,894	1,003,671
4	20 29	392,669	470,464	678,304	808,589	331,808
5	30 49	x	x	348,329	x	x
6	50 99	1,637,162	1,083,550	1,382,333	1,539,045	688,879
7	100 299	3,968,270	4,437,087	4,090,769	4,496,910	2,122,381
8	300	x	x	2,161,709	x	x
業	種					
				2,111,252	2,207,948	1,329,802
				293,538	285,079	197,590
				5,360,897	6,770,985	3,841,591
				1,732,482	1,634,601	2,245,256
産業中分類別						
09				578,945	594,034	548,100
10				x	x	x
11				143,623	88,951	92,430
12				x	x	x
13				15,013	7,380	x
14				x	x	x
15				75,578	65,933	61,542
16				4,288,850	5,649,847	3,338,678
17				158,722	170,574	138,919
18				159,422	168,359	92,494
19				x	20,993	x
20				-	-	-
21				1,370,373	1,506,544	693,014
22				86,210	221,694	134,695
23				827,115	728,870	229,299
24				454,076	320,673	792,153
25				595,850	731,166	957,369
26				361,678	207,298	175,368
27				x	x	x
28				x	x	x
29				46,405	94,160	59,745
30				x	x	x
31				x	24,307	x
32				x	22,414	13,234

(旧)業	種					
		2,333,393	2,066,205	1,967,629		
		457,978	419,640	437,161		
		4,793,691	5,426,158	5,360,897		
		1,318,503	1,167,931	1,732,482		
(旧)産業中分類別						
09		742,155	711,472	578,945		
10		x	x	x		
11		-	-	-		
12		144,977	110,946	143,623		
13		x	x	x		
14		25,412	28,503	15,013		
15		x	x	x		
16		96,746	90,441	75,578		
17		3,788,424	4,583,447	4,288,850		
18		x	x	158,722		
19		151,394	149,465	159,422		
20		x	x	x		
21		-	-	-		
22		1,576,745	1,348,932	1,370,373		
23		x	x	86,210		
24		950,045	822,203	827,115		
25		279,883	280,221	454,076		
26		653,806	574,172	957,528		
27		106,842	79,172	46,405		
28		x	x	x		
29		x	x	x		
30		x	44,700	x		
31		x	-	x		
32		x	x	x		

					()		
17	18	19	20	21	20	21	
100.0	100.0	100.0	100.0	100.0	114.7	69.9	総 数
							規模別
2.4	2.2	2.3	2.1	3.4	105.2	112.4	2
4.7	4.9	6.5	5.2	13.2	91.3	178.0	3
4.4	5.2	7.1	7.4	4.4	119.2	41.0	4
x	x	3.7	x	x	x	x	5
18.4	11.9	14.6	14.1	9.0	111.3	44.8	6
44.6	48.9	43.1	41.3	27.9	109.9	47.2	7
x	x	22.8	x	x	x	x	8
							業種別
		22.2	20.3	17.5	104.6	60.2	
		3.1	2.6	2.6	97.1	69.3	
		56.4	62.1	50.5	126.3	56.7	
		18.2	15.0	29.5	94.4	137.4	
							中分類別
		6.1	5.5	7.2	102.6	92.3	09
		x	x	x	x	x	10
		1.5	0.8	1.2	61.9	103.9	11
		x	x	x	x	x	12
		0.2	0.1	x	49.2	x	13
		x	x	x	x	x	14
		0.8	0.6	0.8	87.2	93.3	15
		45.2	51.8	43.8	131.7	59.1	16
		1.7	1.6	1.8	107.5	81.4	17
		1.7	1.5	1.2	105.6	54.9	18
		x	0.2	x	x	x	19
		-	-	-	-	-	20
		14.4	13.8	9.1	109.9	46.0	21
		0.9	2.0	1.8	257.2	60.8	22
		8.7	6.7	3.0	88.1	31.5	23
		4.8	2.9	10.4	70.6	247.0	24
		6.3	6.7	12.6	122.7	130.9	25
		3.8	1.9	2.3	57.3	84.6	26
		x	x	x	x	x	27
		x	x	x	x	x	28
		0.5	0.9	0.8	202.9	63.5	29
		x	x	x	x	x	30
		x	0.2	x	x	x	31
		x	0.2	0.2	x	59.0	32
-----							(旧)業種別
26.2	22.8	20.7					
5.1	4.6	4.6					
53.8	59.8	56.4					
14.8	12.9	18.2					
							(旧)中分類別
8.3	7.8	6.1					09
x	x	x					10
-	-	-					11
1.6	1.2	1.5					12
x	x	x					13
0.3	0.3	0.2					14
x	x	x					15
1.1	1.0	0.8					16
42.5	50.5	45.2					17
x	x	1.7					18
1.7	1.6	1.7					19
x	x	x					20
-	-	-					21
17.7	14.9	14.4					22
x	x	0.9					23
10.7	9.1	8.7					24
3.1	3.1	4.8					25
7.3	6.3	10.1					26
1.2	0.9	0.5					27
x	x	x					28
x	x	x					29
x	0.5	x					30
x	-	x					31
x	x	x					32

6 常用労働者月間平均給与額(従業者30人以上の事業所)

()

		17	18	19	20	21
総	数	57,133	392,647	375,897	378,574	375,806
業	種			294,275	335,243	326,736
				236,124	208,639	x
				478,216	480,499	448,083
				349,168	329,790	x
産	業					
中	分					
類	別					
09				230,239	235,399	217,499
10				-	-	-
11				161,027	161,567	169,802
12				-	-	-
13				-	-	-
14				-	-	-
15				x	-	-
16				491,605	500,018	457,376
17				x	x	x
18				245,196	208,639	x
19				-	-	-
20				-	-	-
21				378,918	420,796	460,138
22				-	-	-
23				428,432	403,330	x
24				369,526	x	x
25				365,734	385,170	343,016
26				301,952	277,293	407,355
27				-	-	-
28				x	x	x
29				x	345,207	276,840
30				x	x	x
31				x	x	-
32				-	-	-

(旧)	業					
	種					
	別					
		14,882	340,100	322,988		
		6,102	167,394	197,093		
		23,041	495,449	478,216		
		13,108	376,462	349,168		
(旧)	産					
	業					
	中					
	分					
	類					
	別					
09		8,445	200,239	230,239		
10		-	-	-		
11		-	-	-		
12		3,400	154,006	161,027		
13		-	-	-		
14		-	-	-		
15		-	-	-		
16		x	x	x		
17		18,171	516,601	491,605		
18		x	x	x		
19		x	x	245,196		
20		-	-	-		
21		-	-	-		
22		6,437	523,590	378,918		
23		-	-	-		
24		4,258	427,475	428,432		
25		2,328	389,021	369,526		
26		6,484	331,248	333,676		
27		x	x	x		
28		x	x	x		
29		x	x	x		
30		x	x	x		
31		-	-	-		
32		-	-	-		

7 付加価値率・原材料率・現金給与率(従業員 30 人以上の事業所)

(:)

17	234,844	78,780	33.5	143,560	61.1	22,312	9.5
18	255,625	79,626	31.1	162,407	63.5	22,433	8.8
19	276,413	79,832	29.1	183,172	66.8	23,361	8.5
20	293,684	92,957	31.9	203,906	70.0	25,888	8.9
21	182,495	60,198	33.3	108,332	60.0	22,538	12.5

8 在庫品(従業員 30 人以上の事業所)

(:)

17	1,497,989	227,515	1,513,449	473,560	1,287,696	349,628
18	1,522,999	55,937	1,378,278	128,711	1,508,781	220,210
19	1,443,527	70,188	1,456,242	56,249	1,523,610	33,899
20	2,333,442	819,038	1,453,738	3,920	1,565,227	81,863
21	1,305,092	17,743	1,110,195	264,923	1,155,188	260,763

9 投資額(従業員 30 人以上の事業所)

(:)

17	1,263,235	1,199,880	2,788	74,945	103,987
18	1,833,477	1,783,251	30,595	19,631	116,050
19	1,959,737	1,820,008	123,355	16,374	203,331
20	2,018,035	2,156,777	25,019	163,761	382,402
21	2,982,231	2,708,437	219,678	54,116	234,384

10 工業用地と工業用水(従業員 30 人以上の事業所)

	()	()	()	1	(³ m)
17	3,110,512	565,441	757,134		903,759
18	3,137,478	557,483	744,555		901,100
19	3,277,208	560,870	712,686		895,316
20	3,484,315	577,204	739,800		886,710
21	3,490,369	550,505	710,613		882,233

11 事業所数・従業者数・臨時雇用者

		()						
総数		161	100.0	6,641	4,868	1,773	22	7
従業者規模別								
2 4 9		52	32.3	330	188	142	15	2
3 10 19		45	28.0	639	414	225	7	5
4 20 29		22	13.7	538	352	186	-	-
5 30 49		10	6.2	409	252	157	-	-
6 50 99		12	7.5	843	439	404	-	-
7 100 299		18	11.2	2,737	2,162	575	-	-
8 300		2	1.2	1,145	1,061	84	-	-
業種別								
		64	39.8	2,184	1,232	952	14	6
		31	19.3	424	211	213	6	-
		28	17.4	2,170	1,932	238	-	-
		38	23.6	1,863	1,493	370	2	1
産業中分類別								
09		36	22.4	957	359	598	11	5
10		2	1.2	14	10	4	-	-
11		11	-	279	49	230	1	1
12		2	1.2	32	28	4	1	-
13		2	1.2	23	18	5	-	-
14		2	1.2	14	6	8	1	-
15		12	7.5	125	64	61	5	-
16		17	10.6	1,689	1,498	191	-	-
17		3	1.9	61	55	6	-	-
18		8	5.0	211	92	119	-	-
19		3	1.9	31	18	13	-	-
20		-	0.0	-	-	-	-	-
21		11	-	888	780	108	-	-
22		4	2.5	59	51	8	-	-
23		4	2.5	361	328	33	-	-
24		13	8.1	297	263	34	1	1
25		9	5.6	669	597	72	1	-
26		6	3.7	274	208	66	-	-
27		1	0.6	13	9	4	-	-
28		1	0.6	43	28	15	-	-
29		4	2.5	352	229	123	-	-
30		2	1.2	192	142	50	-	-
31		2	1.2	23	17	6	-	-
32		6	3.7	34	19	15	1	-

))			
4,185	945	304	712	357	109	79	74	5	総 数
									規模別
152	84	17	54	4	2	-	-	-	2
352	99	35	116	20	5	59	54	5	3
319	119	18	63	15	4	1	1	-	4
226	112	9	34	17	11	-	-	-	5
401	126	33	256	5	22	-	-	-	6
1,723	341	180	185	259	49	19	19	-	7
1,012	64	12	4	37	16	-	-	-	8
									業種別
864	435	127	464	227	47	27	22	5	
178	106	26	97	1	10	-	-	-	
1,823	154	41	58	68	26	-	-	-	
1,320	250	110	93	61	26	52	52	-	
									中分類別
264	197	70	385	14	11	8	3	5	09
10	3	-	1	-	-	-	-	-	10
43	186	5	43	-	-	-	-	-	11
26	4	1	-	-	-	-	-	-	12
18	3	-	2	-	-	-	-	-	13
4	1	1	7	-	-	-	-	-	14
59	48	-	13	-	-	-	-	-	15
1,422	126	16	43	60	22	-	-	-	16
50	3	-	-	5	3	-	-	-	17
73	35	19	74	-	10	-	-	-	18
12	8	5	5	1	-	-	-	-	19
-	-	-	-	-	-	-	-	-	20
517	44	50	28	213	36	19	19	-	21
51	6	-	1	-	1	-	-	-	22
300	19	25	14	3	-	-	-	-	23
243	24	17	7	2	2	51	51	-	24
528	56	38	13	30	3	1	1	-	25
205	13	1	38	2	15	-	-	-	26
9	2	-	2	-	-	-	-	-	27
28	15	-	-	-	-	-	-	-	28
190	111	15	7	24	5	-	-	-	29
104	28	38	22	-	-	-	-	-	30
13	1	1	4	3	1	-	-	-	31
16	12	2	3	-	-	-	-	-	32

平成21年大牟田市の工業に関する統計表

第1表 従業者4人以上の事業所に関する従業者規模別・業種別・産業中分類及び規模別統計表

	数										
総	数	161	139	1	21	6,641	4,868	1,773	6,612	4,846	1,766
従業者規模別		161	139	1	21	6,641	4,868	1,773	6,612	4,846	1,766
2 4 9		52	35	1	16	330	188	142	313	173	140
3 10 19		45	40	-	5	639	414	225	627	407	220
4 20 29		22	22	-	-	538	352	186	538	352	186
5 30 49		10	10	-	-	409	252	157	409	252	157
6 50 99		12	12	-	-	843	439	404	843	439	404
7 100 299		18	18	-	-	2,737	2,162	575	2,737	2,162	575
8 300		2	2	-	-	1,145	1,061	84	1,145	1,061	84
業種別		161	139	1	21	6,641	4,868	1,773	6,612	4,846	1,766
64		50	1	13	2,184	1,232	952	2,164	1,218	946	
31		25	-	6	424	211	213	418	205	213	
28		28	-	-	2,170	1,932	238	2,170	1,932	238	
38		36	-	2	1,863	1,493	370	1,860	1,491	369	
産業中分類別・規模別											
09 食料		36	27	-	9	957	359	598	941	348	593
2 4 9		9	4	-	5	52	22	30	46	17	29
3 10 19		14	10	-	4	185	59	126	175	53	122
4 20 29		6	6	-	-	143	50	93	143	50	93
5 30 49		1	1	-	-	40	18	22	40	18	22
6 50 99		4	4	-	-	288	61	227	288	61	227
7 100 299		2	2	-	-	249	149	100	249	149	100
10 飲料・たばこ・飼料		2	1	1	-	14	10	4	14	10	4
2 4 9		2	1	1	-	14	10	4	14	10	4
11 繊維工業品		11	9	-	2	279	49	230	277	48	229
2 4 9		5	3	-	2	33	10	23	31	9	22
3 10 19		2	2	-	-	29	14	15	29	14	15
4 20 29		1	1	-	-	29	10	19	29	10	19
5 30 49		2	2	-	-	86	6	80	86	6	80
7 100 299		1	1	-	-	102	9	93	102	9	93
12 木材・木製品		2	1	-	1	32	28	4	31	27	4
2 4 9		1	-	-	1	8	7	1	7	6	1
4 20 29		1	1	-	-	24	21	3	24	21	3
13 家具・装備品		2	2	-	-	23	18	5	23	18	5
2 4 9		1	1	-	-	7	5	2	7	5	2
3 10 19		1	1	-	-	16	13	3	16	13	3
14 パルプ・紙・紙加工品		2	1	-	1	14	6	8	13	5	8
2 4 9		2	1	-	1	14	6	8	13	5	8
15 印刷・同関連品		12	7	-	5	125	64	61	120	59	61
2 4 9		9	4	-	5	64	31	33	59	26	33
3 10 19		1	1	-	-	14	11	3	14	11	3
4 20 29		2	2	-	-	47	22	25	47	22	25
16 化学工業製品		17	17	-	-	1,689	1,498	191	1,689	1,498	191
2 4 9		4	4	-	-	26	22	4	26	22	4
3 10 19		6	6	-	-	90	82	8	90	82	8
4 20 29		1	1	-	-	25	21	4	25	21	4
5 30 49		1	1	-	-	36	32	4	36	32	4
6 50 99		1	1	-	-	76	55	21	76	55	21
7 100 299		2	2	-	-	291	225	66	291	225	66
8 300		2	2	-	-	1,145	1,061	84	1,145	1,061	84
17 石油製品・石炭製品		3	3	-	-	61	55	6	61	55	6
2 4 9		1	1	-	-	4	3	1	4	3	1
3 10 19		1	1	-	-	14	13	1	14	13	1
5 30 49		1	1	-	-	43	39	4	43	39	4

					()				(29)		
			()	()					()		
29	22	7	2,711,781	12,357,618	22,379,757	20,635,429	972,268	772,060	7,614,239	総	
29	22	7	2,711,781	12,357,618	22,379,757	20,635,429	972,268	772,060	7,614,239		
17	15	2	80,461	255,540	527,388	512,642	13,242	1,504	258,916	2	
12	7	5	195,079	780,126	1,829,395	1,176,280	599,520	53,595	1,003,671	3	
-	-	-	182,417	488,792	837,190	780,246	29,065	27,879	331,808	4	
-	-	-	x	x	x	x	103,499	x	x	5	
-	-	-	300,497	1,331,215	2,333,545	2,307,407	26,138	-	688,879	6	
-	-	-	1,091,132	4,986,462	7,837,242	7,352,512	200,804	283,926	2,122,381	7	
-	-	-	x	x	x	x	-	x	x	8	
29	22	7	2,711,781	12,357,618	22,379,757	20,635,429	972,268	772,060	7,614,239	業	
20	14	6	710,554	2,664,364	4,411,335	4,255,398	97,791	58,146	1,329,802		
6	6	-	108,519	226,394	449,147	440,423	8,155	569	197,590		
-	-	-	1,156,134	6,496,155	11,975,561	11,427,662	154,407	393,492	3,841,591		
3	2	1	736,574	2,970,705	5,543,714	4,511,946	711,915	319,853	2,245,256		
16	11	5	222,484	913,412	1,522,146	1,447,364	26,488	48,294	548,100	中・規	
6	5	1	5,701	7,674	20,278	20,078	200	-	12,004	(09)	
10	6	4	26,946	55,387	130,611	130,161	150	300	71,641	2	
-	-	-	37,044	75,102	149,989	125,238	-	24,751	71,321	3	
-	-	-	x	x	x	x	-	x	x	4	
-	-	-	50,546	193,752	296,339	270,201	26,138	-	94,097	5	
-	-	-	x	x	x	x	-	x	x	6	
-	-	-	x	x	x	x	-	x	x	7	
-	-	-	x	x	x	x	-	x	x	(10)	
-	-	-	x	x	x	x	-	x	x	2	
2	1	1	61,185	60,173	161,130	144,665	15,446	1,019	92,430	(11)	
2	1	1	5,387	11,297	18,879	12,989	5,690	200	7,222	2	
-	-	-	x	x	x	x	-	x	x	3	
-	-	-	x	x	x	x	-	x	x	4	
-	-	-	x	x	x	x	x	-	x	5	
-	-	-	x	x	x	x	x	-	x	7	
1	1	-	x	x	x	x	-	x	x	(12)	
1	1	-	x	x	x	x	-	x	x	2	
-	-	-	x	x	x	x	-	x	x	4	
-	-	-	x	x	x	x	-	-	x	(13)	
-	-	-	x	x	x	x	-	-	x	2	
-	-	-	x	x	x	x	-	-	x	3	
1	1	-	x	x	x	x	x	x	x	(14)	
1	1	-	x	x	x	x	x	x	x	2	
5	5	-	35,839	33,803	98,423	91,502	6,921	-	61,542	(15)	
5	5	-	14,961	12,927	49,399	46,699	2,700	-	34,735	2	
-	-	-	x	x	x	x	x	-	x	3	
-	-	-	x	x	x	x	x	-	x	4	
-	-	-	914,431	4,494,009	9,215,622	8,888,890	55,232	271,500	3,338,678	(16)	
-	-	-	12,093	154,620	232,666	232,666	-	-	74,329	2	
-	-	-	41,936	332,027	491,923	488,688	3,235	-	156,652	3	
-	-	-	x	x	x	-	x	-	x	4	
-	-	-	x	x	x	x	-	-	x	5	
-	-	-	x	x	x	x	-	-	x	6	
-	-	-	x	x	x	x	x	x	x	7	
-	-	-	x	x	x	x	-	x	x	8	
-	-	-	49,588	635,115	808,602	599,298	87,495	121,809	138,919	(17)	
-	-	-	x	x	x	x	x	x	x	2	
-	-	-	x	x	x	x	x	x	x	3	
-	-	-	x	x	x	x	x	x	x	5	

第1表 従業者4人以上の事業所に関する従業者規模別・業種別・産業中分類及び規模別統計表

18 プラスチック製品	8	8	-	-	211	92	119	211	92	119
2 4 9	2	2	-	-	16	12	4	16	12	4
3 10 19	3	3	-	-	40	22	18	40	22	18
4 20 29	1	1	-	-	28	15	13	28	15	13
6 50 99	2	2	-	-	127	43	84	127	43	84
19 ゴム製品	3	3	-	-	31	18	13	31	18	13
2 4 9	1	1	-	-	5	1	4	5	1	4
3 10 19	2	2	-	-	26	17	9	26	17	9
20 なめし革・同製品・毛皮	-	-	-	-	-	-	-	-	-	-
21 窯業・土石製品	11	11	-	-	888	780	108	888	780	108
3 10 19	2	2	-	-	36	27	9	36	27	9
4 20 29	3	3	-	-	68	53	15	68	53	15
5 30 49	2	2	-	-	83	66	17	83	66	17
7 100 299	4	4	-	-	701	634	67	701	634	67
22 鉄鋼	4	4	-	-	59	51	8	59	51	8
2 4 9	1	1	-	-	9	7	2	9	7	2
3 10 19	2	2	-	-	27	23	4	27	23	4
4 20 29	1	1	-	-	23	21	2	23	21	2
23 非鉄金属	4	4	-	-	361	328	33	361	328	33
3 10 19	1	1	-	-	16	15	1	16	15	1
6 50 99	2	2	-	-	121	112	9	121	112	9
7 100 299	1	1	-	-	224	201	23	224	201	23
24 金属製品	13	12	-	1	297	263	34	295	262	33
2 4 9	3	3	-	-	21	14	7	21	14	7
3 10 19	4	3	-	1	49	43	6	47	42	5
4 20 29	4	4	-	-	105	99	6	105	99	6
5 30 49	1	1	-	-	44	37	7	44	37	7
6 50 99	1	1	-	-	78	70	8	78	70	8
25 はん用機械器具	9	8	-	1	669	597	72	668	596	72
2 4 9	2	1	-	1	8	5	3	7	4	3
3 10 19	2	2	-	-	32	28	4	32	28	4
4 20 29	1	1	-	-	24	21	3	24	21	3
6 50 99	1	1	-	-	79	69	10	79	69	10
7 100 299	3	3	-	-	526	474	52	526	474	52
26 生産用機械器具	6	6	-	-	274	208	66	274	208	66
2 4 9	2	2	-	-	10	10	-	10	10	-
4 20 29	1	1	-	-	22	19	3	22	19	3
5 30 49	1	1	-	-	34	26	8	34	26	8
6 50 99	1	1	-	-	74	29	45	74	29	45
7 100 299	1	1	-	-	134	124	10	134	124	10
27 業務用機械器具	1	1	-	-	13	9	4	13	9	4
3 10 19	1	1	-	-	13	9	4	13	9	4
28 電子部品・デバイス	1	1	-	-	43	28	15	43	28	15
5 30 49	1	1	-	-	43	28	15	43	28	15
29 電気機械器具	4	4	-	-	352	229	123	352	229	123
3 10 19	1	1	-	-	18	16	2	18	16	2
7 100 299	3	3	-	-	334	213	121	334	213	121
30 情報通信機械器具	2	2	-	-	192	142	50	192	142	50
3 10 19	1	1	-	-	16	9	7	16	9	7
7 100 299	1	1	-	-	176	133	43	176	133	43
31 輸送用機械器具	2	2	-	-	23	17	6	23	17	6
2 4 9	1	1	-	-	5	4	1	5	4	1
3 10 19	1	1	-	-	18	13	5	18	13	5
32 その他製品	6	5	-	1	34	19	15	33	18	15
2 4 9	6	5	-	1	34	19	15	33	18	15

(つづき)

			()	()	()				() ²⁹	()
-	-	-	53,402	158,826	271,227	269,534	1,234	459	92,494	(18)
-	-	-	x	x	x	x	x	-	x	2
-	-	-	10,396	41,777	73,575	73,116	-	459	30,284	3
-	-	-	x	x	x	x	x	-	x	4
-	-	-	x	x	x	x	-	-	x	6
-	-	-	x	x	x	x	-	x	x	(19)
-	-	-	x	x	x	x	-	x	x	2
-	-	-	x	x	x	x	-	x	x	3
-	-	-	-	-	-	-	-	-	-	(20)
-	-	-	412,615	1,617,855	2,659,078	2,597,184	54,072	7,822	693,014	(21)
-	-	-	x	x	x	x	x	-	x	3
-	-	-	16,021	79,580	154,027	154,027	-	-	70,902	4
-	-	-	x	x	x	x	x	-	x	5
-	-	-	345,014	1,411,431	2,285,285	2,233,561	43,902	7,822	541,158	7
-	-	-	31,030	205,055	346,484	343,421	2,880	183	134,695	(22)
-	-	-	x	x	x	x	x	x	x	2
-	-	-	x	x	x	x	x	x	x	3
-	-	-	x	x	x	x	-	-	x	4
-	-	-	161,085	1,161,976	1,604,853	1,596,053	8,800	-	229,299	(23)
-	-	-	x	x	x	-	x	-	x	3
-	-	-	x	x	x	x	x	-	x	6
-	-	-	x	x	x	x	-	-	x	7
2	1	1	128,949	496,729	1,377,154	809,399	567,755	-	792,153	(24)
-	-	-	x	x	x	x	-	-	x	2
2	1	1	18,598	104,462	650,832	90,185	560,647	-	520,352	3
-	-	-	44,294	67,402	152,520	145,412	7,108	-	81,064	4
-	-	-	x	x	x	x	-	-	x	5
-	-	-	x	x	x	x	-	-	x	6
1	1	-	275,421	1,395,143	2,468,257	2,072,865	91,021	304,371	957,369	(25)
1	1	-	x	x	x	x	-	-	x	2
-	-	-	x	x	x	x	x	x	x	3
-	-	-	x	x	x	x	x	x	x	4
-	-	-	x	x	x	x	-	-	x	6
-	-	-	226,890	1,357,161	2,269,985	1,909,413	84,683	275,889	806,414	7
-	-	-	135,928	383,863	582,802	573,202	7,975	1,625	175,368	(26)
-	-	-	x	x	x	x	x	x	x	2
-	-	-	x	x	x	x	x	x	x	4
-	-	-	x	x	x	x	x	x	x	5
-	-	-	x	x	x	x	-	-	x	6
-	-	-	x	x	x	x	-	-	x	7
-	-	-	x	x	x	x	x	x	x	(27)
-	-	-	x	x	x	x	x	x	x	3
-	-	-	x	x	x	x	-	-	x	(28)
-	-	-	x	x	x	x	-	-	x	5
-	-	-	111,097	380,698	518,243	475,458	36,219	6,566	59,745	(29)
-	-	-	x	x	x	x	-	x	x	3
-	-	-	x	x	x	x	36,219	x	x	7
-	-	-	x	x	x	x	-	-	x	(30)
-	-	-	x	x	x	x	-	-	x	3
-	-	-	x	x	x	x	-	-	x	7
-	-	-	x	x	x	x	x	-	x	(31)
-	-	-	x	x	x	x	x	-	x	2
-	-	-	x	x	x	x	x	-	x	3
1	1	-	7,300	6,196	20,092	19,992	-	100	13,234	(32)
1	1	-	7,300	6,196	20,092	19,992	-	100	13,234	2

第2表 従業者4人以上の事業所に関する産業中分類・産業小分類別統計表

	数										
総	数	161	139	1	21	6,641	4,868	1,773	6,612	4,846	1,766
09 食料	品	36	27	-	9	957	359	598	941	348	593
91		1	1	-	-	105	86	19	105	86	19
92		5	5	-	-	176	38	138	176	38	138
93		4	3	-	1	107	26	81	106	25	81
94		1	1	-	-	9	5	4	9	5	4
96		1	1	-	-	20	15	5	20	15	5
97		10	6	-	4	231	61	170	221	55	166
99		14	10	-	4	309	128	181	304	124	180
10 飲料・たばこ・飼料	品	2	1	1	-	14	10	4	14	10	4
106		2	1	1	-	14	10	4	14	10	4
11 繊維工業	品	11	9	-	2	279	49	230	277	48	229
115		1	-	-	1	6	4	2	5	3	2
116		5	5	-	-	203	19	184	203	19	184
119		5	4	-	1	70	26	44	69	26	43
12 木材・木製品	品	2	1	-	1	32	28	4	31	27	4
121		2	1	-	1	32	28	4	31	27	4
13 家具・装備品	品	2	2	-	-	23	18	5	23	18	5
131		1	1	-	-	16	13	3	16	13	3
139		1	1	-	-	7	5	2	7	5	2
14 パルプ・紙・紙加工品	品	2	1	-	1	14	6	8	13	5	8
143		1	1	-	-	5	3	2	5	3	2
145		1	-	-	1	9	3	6	8	2	6
15 印刷・同関連品	品	12	7	-	5	125	64	61	120	59	61
151		11	7	-	4	116	60	56	112	56	56
153		1	-	-	1	9	4	5	8	3	5
16 化学工業製品	品	17	17	-	-	1,689	1,498	191	1,689	1,498	191
161		1	1	-	-	9	8	1	9	8	1
162		7	7	-	-	708	629	79	708	629	79
163		3	3	-	-	657	622	35	657	622	35
164		2	2	-	-	33	28	5	33	28	5
165		2	2	-	-	181	135	46	181	135	46
169		2	2	-	-	101	76	25	101	76	25
17 石油製品・石炭製品	品	3	3	-	-	61	55	6	61	55	6
174		1	1	-	-	4	3	1	4	3	1
179		2	2	-	-	57	52	5	57	52	5
18 プラスチック製品	品	8	8	-	-	211	92	119	211	92	119
181		1	1	-	-	15	9	6	15	9	6
182		3	3	-	-	46	21	25	46	21	25
183		3	3	-	-	135	50	85	135	50	85
189		1	1	-	-	15	12	3	15	12	3
19 ゴム製品	品	3	3	-	-	31	18	13	31	18	13
193		1	1	-	-	12	6	6	12	6	6
199		2	2	-	-	19	12	7	19	12	7

			()	()	()				(29) ()	
29	22	7	2,711,781	12,357,618	22,379,757	20,635,429	972,268	772,060	7,614,239	総
16	11	5	222,484	913,412	1,522,146	1,447,364	26,488	48,294	548,100	(09)
-	-	-	x	x	x	x	-	x	x	91
-	-	-	34,625	118,824	206,215	180,077	26,138	-	81,000	92
1	1	-	13,791	40,059	53,695	53,495	200	-	12,337	93
-	-	-	x	x	x	x	-	x	x	94
-	-	-	x	x	x	x	-	x	x	96
10	6	4	45,214	93,917	206,807	206,357	150	300	106,787	97
5	4	1	72,574	238,197	453,378	430,135	-	23,243	193,083	99
-	-	-	x	x	x	x	-	x	x	(10)
-	-	-	x	x	x	x	-	x	x	106
2	1	1	61,185	60,173	161,130	144,665	15,446	1,019	92,430	(11)
1	1	-	x	x	x	x	-	-	x	115
-	-	-	39,787	46,318	110,853	95,407	15,446	-	57,742	116
1	-	1	x	x	x	x	-	1,019	x	119
1	1	-	x	x	x	x	-	x	x	(12)
1	1	-	x	x	x	x	-	x	x	121
-	-	-	x	x	x	x	-	x	x	(13)
-	-	-	x	x	x	x	-	-	x	131
-	-	-	x	x	x	x	-	-	x	139
1	1	-	x	x	x	x	x	x	x	(14)
-	-	-	x	x	x	x	x	x	x	143
1	1	-	x	x	x	x	-	-	x	145
5	5	-	35,839	33,803	98,423	91,502	6,921	-	61,542	(15)
4	4	-	x	x	x	91,502	x	-	x	151
1	1	-	x	x	x	-	x	-	x	153
-	-	-	914,431	4,494,009	9,215,622	8,888,890	55,232	271,500	3,338,678	(16)
-	-	-	x	x	x	x	-	-	x	161
-	-	-	300,607	1,497,347	3,135,407	3,099,407	36,000	-	1,317,602	162
-	-	-	482,374	2,535,493	5,292,211	5,020,921	-	271,290	1,835,383	163
-	-	-	x	x	x	x	x	x	x	164
-	-	-	x	x	x	x	-	x	x	165
-	-	-	x	x	x	x	x	-	x	169
-	-	-	49,588	635,115	808,602	599,298	87,495	121,809	138,919	(17)
-	-	-	x	x	x	x	x	x	x	174
-	-	-	x	x	x	x	x	x	x	179
-	-	-	53,402	158,826	271,227	269,534	1,234	459	92,494	(18)
-	-	-	x	x	x	x	-	-	x	181
-	-	-	x	x	x	x	1,234	x	x	182
-	-	-	31,440	94,727	156,212	156,212	-	-	44,003	183
-	-	-	x	x	x	x	-	x	x	189
-	-	-	x	x	x	x	-	x	x	(19)
-	-	-	x	x	x	x	-	-	x	193
-	-	-	x	x	x	x	-	x	x	199

第2表 従業者4人以上の事業所に関する産業中分類・産業小分類別統計表（つづき）

20 なめし革・同製品・毛皮	-	-	-	-	-	-	-	-	-	-
21 窯業・土石製品	11	11	-	-	888	780	108	888	780	108
212	4	4	-	-	192	174	18	192	174	18
214	5	5	-	-	343	278	65	343	278	65
215	1	1	-	-	238	222	16	238	222	16
217	1	1	-	-	115	106	9	115	106	9
22 鉄鋼	4	4	-	-	59	51	8	59	51	8
229	4	4	-	-	59	51	8	59	51	8
23 非鉄金属	4	4	-	-	361	328	33	361	328	33
231	2	2	-	-	121	112	9	121	112	9
232	2	2	-	-	240	216	24	240	216	24
24 金属製品	13	12	-	1	297	263	34	295	262	33
244	10	9	-	1	168	152	16	166	151	15
245	2	2	-	-	122	107	15	122	107	15
246	1	1	-	-	7	4	3	7	4	3
25 はん用機械器具	9	8	-	1	669	597	72	668	596	72
253	2	2	-	-	298	268	30	298	268	30
259	7	6	-	1	371	329	42	370	328	42
26 生産用機械器具	6	6	-	-	274	208	66	274	208	66
265	1	1	-	-	22	19	3	22	19	3
266	2	2	-	-	10	10	-	10	10	-
267	1	1	-	-	134	124	10	134	124	10
269	2	2	-	-	108	55	53	108	55	53
27 業務用機械器具	1	1	-	-	13	9	4	13	9	4
273	1	1	-	-	13	9	4	13	9	4
28 電子部品・デバイス	1	1	-	-	43	28	15	43	28	15
284	1	1	-	-	43	28	15	43	28	15
29 電気機械器具	4	4	-	-	352	229	123	352	229	123
291	2	2	-	-	134	116	18	134	116	18
292	1	1	-	-	110	22	88	110	22	88
299	1	1	-	-	108	91	17	108	91	17
30 情報通信機械器具	2	2	-	-	192	142	50	192	142	50
301	2	2	-	-	192	142	50	192	142	50
31 輸送用機械器具	2	2	-	-	23	17	6	23	17	6
311	1	1	-	-	18	13	5	18	13	5
313	1	1	-	-	5	4	1	5	4	1
32 その他の製品	6	5	-	1	34	19	15	33	18	15
326	1	1	-	-	7	1	6	7	1	6
328	1	1	-	-	6	4	2	6	4	2
329	4	3	-	1	21	14	7	20	13	7

			()	()	()				() ²⁹	()
-	-	-	-	-	-	-	-	-	-	(20)
-	-	-	412,615	1,617,855	2,659,078	2,597,184	54,072	7,822	693,014	(21)
-	-	-	x	x	x	x	43,902	x	x	212
-	-	-	159,713	1,048,970	1,431,977	1,421,807	10,170	-	154,700	214
-	-	-	x	x	x	x	-	x	x	215
-	-	-	x	x	x	x	-	-	x	217
-	-	-	31,030	205,055	346,484	343,421	2,880	183	134,695	(22)
-	-	-	31,030	205,055	346,484	343,421	2,880	183	134,695	229
-	-	-	161,085	1,161,976	1,604,853	1,596,053	8,800	-	229,299	(23)
-	-	-	x	x	x	x	x	-	x	231
-	-	-	x	x	x	x	x	-	x	232
2	1	1	128,949	496,729	1,377,154	809,399	567,755	-	792,153	(24)
2	1	1	68,245	180,442	829,183	261,428	567,755	-	617,848	244
-	-	-	x	x	x	x	-	-	x	245
-	-	-	x	x	x	x	-	-	x	246
1	1	-	275,421	1,395,143	2,468,257	2,072,865	91,021	304,371	957,369	(25)
-	-	-	x	x	x	x	x	x	x	253
1	1	-	x	x	x	x	x	x	x	259
-	-	-	135,928	383,863	582,802	573,202	7,975	1,625	175,368	(26)
-	-	-	x	x	x	x	x	x	x	265
-	-	-	x	x	x	x	x	-	x	266
-	-	-	x	x	x	x	-	-	x	267
-	-	-	x	x	x	x	x	x	x	269
-	-	-	x	x	x	x	x	x	x	(27)
-	-	-	x	x	x	x	x	x	x	273
-	-	-	x	x	x	x	-	-	x	(28)
-	-	-	x	x	x	x	-	-	x	284
-	-	-	111,097	380,698	518,243	475,458	36,219	6,566	59,745	(29)
-	-	-	x	x	x	x	x	x	x	291
-	-	-	x	x	x	x	-	-	x	292
-	-	-	x	x	x	x	x	x	x	299
-	-	-	x	x	x	x	-	-	x	(30)
-	-	-	x	x	x	x	-	-	x	301
-	-	-	x	x	x	x	x	-	x	(31)
-	-	-	x	x	x	x	x	-	x	311
-	-	-	x	x	x	x	-	-	x	313
1	1	-	7,300	6,196	20,092	19,992	-	100	13,234	(32)
-	-	-	x	x	x	x	-	-	x	326
-	-	-	x	x	x	x	-	-	x	328
1	1	-	x	x	x	x	-	100	x	329

第3表 従業者30人以上の事業所に関する統計表

	数					()			
総	42	5,134	3,914	1,220	4,998	2,253,824	10,833,160	8,485,345	527,990
従業者規模別									
5 30 49	10	409	252	157	419	x	x	x	x
6 50 99	12	843	439	404	853	300,497	1,331,215	1,057,058	174,533
7 100 299	18	2,737	2,162	575	2,589	1,091,132	4,986,462	4,412,399	66,689
8 300	2	1,145	1,061	84	1,137	x	x	x	x
産業中分類別									
09	7	577	228	349	585	152,793	775,249	723,453	12,854
10	-	-	-	-	-	-	-	-	-
11	3	188	15	173	177	36,049	36,763	22,019	154
12	-	-	-	-	-	-	-	-	-
13	-	-	-	-	-	-	-	-	-
14	-	-	-	-	-	-	-	-	-
15	-	-	-	-	-	-	-	-	-
16	6	1,548	1,373	175	1,545	x	x	2,728,737	x
17	1	43	39	4	45	x	x	x	-
18	2	127	43	84	125	x	x	x	x
19	-	-	-	-	-	-	-	-	-
20	-	-	-	-	-	-	-	-	-
21	6	784	700	84	688	x	x	1,355,828	x
22	-	-	-	-	-	-	-	-	-
23	3	345	313	32	356	x	x	905,533	x
24	2	122	107	15	126	x	x	x	x
25	4	605	543	62	617	x	x	1,169,077	x
26	3	242	179	63	259	126,769	372,403	239,146	672
27	-	-	-	-	-	-	-	-	-
28	1	43	28	15	45	x	x	x	x
29	3	334	213	121	316	104,950	375,306	337,080	1,023
30	1	176	133	43	113	x	x	x	x
31	-	-	-	-	-	-	-	-	-
32	-	-	-	-	-	-	-	-	-

()				()				()	()	
559,816	528,159	459,727	272,123	19,185,784	18,166,261	330,441	689,082	6,019,844	18,249,522	総数
										規模
x	x	x	124,261	x	x	103,499	x	x	x	5
58,011	40,129	1,484	-	2,333,545	2,307,407	26,138	-	688,879	2,305,217	6
74,395	267,994	17,123	147,862	7,837,242	7,352,512	200,804	283,926	2,122,381	7,164,722	7
x	x	x	-	x	x	-	x	x	x	8
										中
16,877	3,140	331	18,594	1,221,268	1,171,887	26,138	23,243	393,134	1,194,674	09
-	-	-	-	-	-	-	-	-	-	10
1,981	12,456	153	-	96,208	86,452	9,756	-	52,894	94,712	11
-	-	-	-	-	-	-	-	-	-	12
-	-	-	-	-	-	-	-	-	-	13
-	-	-	-	-	-	-	-	-	-	14
-	-	-	-	-	-	-	-	-	-	15
421,191	129,708	441,370	191	x	x	x	x	x	8,372,165	16
x	x	-	x	x	x	x	x	x	x	17
x	x	-	-	x	x	-	-	x	x	18
-	-	-	-	-	-	-	-	-	-	19
-	-	-	-	-	-	-	-	-	-	20
34,040	26,556	3,723	6,150	x	x	x	x	x	2,168,576	21
-	-	-	-	-	-	-	-	-	-	22
37,235	13,311	12,641	-	x	x	-	-	x	1,502,473	23
18,288	7,203	-	-	x	x	-	-	x	x	24
3,343	73,076	116	121,849	x	x	x	x	x	2,079,117	25
6,478	124,727	1,380	-	564,804	558,515	6,248	41	169,141	564,810	26
-	-	-	-	-	-	-	-	-	-	27
x	x	x	x	x	x	-	-	x	x	28
4,288	31,477	-	1,438	509,074	472,850	36,219	5	56,148	447,819	29
x	x	-	x	x	x	-	-	x	x	30
-	-	-	-	-	-	-	-	-	-	31
-	-	-	-	-	-	-	-	-	-	32

第3表 従業者30人以上の事業所に関する統計表（つづき）

		()		()		
		(A+C+E)	(B+D+F)	(A)	(B)	
総	数	42	4,078,418	3,570,475	1,287,349	1,305,092
従業者規模別						
5 30 49		10	x	x	x	x
6 50 99		12	332,713	275,160	129,386	111,020
7 100 299		18	2,088,319	1,506,141	319,602	191,006
8 300		2	x	x	x	x
産業中分類別						
09		7	102,778	99,745	31,856	30,683
10		-	-	-	-	-
11		3	12,031	8,208	5,278	1,808
12		-	-	-	-	-
13		-	-	-	-	-
14		-	-	-	-	-
15		-	-	-	-	-
16		6	1,616,772	1,762,863	852,686	1,016,671
17		1	x	x	x	x
18		2	x	x	x	x
19		-	-	-	-	-
20		-	-	-	-	-
21		6	1,244,369	940,920	140,145	102,538
22		-	-	-	-	-
23		3	455,679	260,352	113,023	73,782
24		2	x	x	x	x
25		4	268,848	228,591	6,970	2,160
26		3	87,052	74,535	10,058	32,127
27		-	-	-	-	-
28		1	x	x	x	x
29		3	128,272	69,047	66,437	5,935
30		1	x	x	x	x
31		-	-	-	-	-
32		-	-	-	-	-

()		()		()		
(C)	(D)	(E)	(F)			
1,375,118	1,110,195	1,415,951	1,155,188	18,843	88,585	総 数
						規 模 別
x	x	x	x	x	x	5
56,074	46,112	147,253	118,028	281	18,049	6
1,042,914	782,916	725,803	532,219	17,284	56,010	7
x	x	x	x	x	x	8
						中 分 類
3,876	1,698	67,046	67,364	206	4,887	09
-	-	-	-	-	-	10
1,762	3,736	4,991	2,664	-	578	11
-	-	-	-	-	-	12
-	-	-	-	-	-	13
-	-	-	-	-	-	14
-	-	-	-	-	-	15
240,792	245,436	523,294	500,756	3,278	10,882	16
x	x	x	x	-	x	17
x	x	x	x	x	x	18
-	-	-	-	-	-	19
-	-	-	-	-	-	20
670,387	516,304	433,837	322,078	440	6,909	21
-	-	-	-	-	-	22
125,126	70,787	217,530	115,783	5,122	7,480	23
x	x	x	x	x	x	24
253,752	218,068	8,126	8,363	7,051	20,172	25
45,920	23,898	31,074	18,510	1,335	8,665	26
-	-	-	-	-	-	27
x	x	x	x	x	x	28
15,502	14,754	46,333	48,358	-	14,318	29
x	x	x	x	-	x	30
-	-	-	-	-	-	31
-	-	-	-	-	-	32

第4表 有形固定資産に関する統計表(従業員30人以上の事業所)

		()	()			
			(A)			
				(B)		
総数	42	9,342,485	219,678	2,708,437	463,720	2,188,010
従業員規模別						
5 30 49	10	x	x	x	x	x
6 50 99	12	1,539,048	-	121,686	25,763	89,371
7 100 299	18	2,806,035	8,695	174,445	21,789	132,020
8 300	2	x	x	x	x	x
産業中分類別						
09	7	411,845	-	14,652	2,212	12,154
10	-	-	-	-	-	-
11	3	49,556	-	1,232	36	1,144
12	-	-	-	-	-	-
13	-	-	-	-	-	-
14	-	-	-	-	-	-
15	-	-	-	-	-	-
16	6	5,175,702	219,678	2,425,017	423,461	1,971,745
17	1	x	-	x	-	x
18	2	x	-	x	x	x
19	-	-	-	-	-	-
20	-	-	-	-	-	-
21	6	1,188,484	-	72,231	8,300	55,361
22	-	-	-	-	-	-
23	3	789,925	-	123,242	20,983	98,395
24	2	x	-	x	x	x
25	4	604,059	-	27,667	3,242	18,625
26	3	243,360	-	16,257	410	15,691
27	-	-	-	-	-	-
28	1	x	-	x	x	x
29	3	138,604	-	3,558	513	-
30	1	x	-	x	x	x
31	-	-	-	-	-	-
32	-	-	-	-	-	-

	()							
			(C)	((A+B+C)	()	()	()	
56,707	1,859,195	1,805,079	54,116	2,982,231	234,384	1,891,267	10,144,949	総数
								規模
x	x	x	x	x	x	x	x	5
6,552	39,690	18,562	21,128	142,814	7,010	243,749	1,409,975	6
20,636	98,185	89,135	9,050	192,190	26,463	247,786	2,714,926	7
x	x	x	x	x	x	x	x	8
								中分類
286	530	-	530	15,182	4,019	29,048	393,430	09
-	-	-	-	-	-	-	-	10
52	-	-	-	1,232	81	2,169	48,538	11
-	-	-	-	-	-	-	-	12
-	-	-	-	-	-	-	-	13
-	-	-	-	-	-	-	-	14
-	-	-	-	-	-	-	-	15
29,811	1,732,059	1,707,592	24,467	2,669,162	202,122	1,485,744	6,132,531	16
x	x	x	-	x	-	x	x	17
x	x	x	x	x	x	x	x	18
-	-	-	-	-	-	-	-	19
-	-	-	-	-	-	-	-	20
8,570	14,456	9,355	5,101	77,332	13,615	142,052	1,105,048	21
-	-	-	-	-	-	-	-	22
3,864	47,764	30,194	17,570	140,812	303	101,262	811,602	23
x	x	x	x	x	x	x	x	24
5,800	26,582	26,603	21	27,646	6,993	32,931	591,802	25
156	16,041	16,041	-	16,257	2,439	14,330	242,848	26
-	-	-	-	-	-	-	-	27
x	-	-	-	x	-	x	x	28
3,045	-	-	-	3,558	3	10,279	131,880	29
x	x	x	x	x	x	x	x	30
-	-	-	-	-	-	-	-	31
-	-	-	-	-	-	-	-	32

第5表 工業用地と工業用水に関する統計表(従業者30人以上の事業所)

	数	()			1		
総	42	3,490,369	550,505	710,613	882,233	29,955	2,516
従業者規模別							
5 30 49	10	x	x	x	x	x	x
6 50 99	12	490,266	70,955	89,792	3,252	2,885	254
7 100 299	18	653,350	173,597	192,544	2,108	1,394	694
8 300	2	x	x	x	x	x	x
産業中分類別							
09	7	55,361	17,581	23,753	1,109	859	137
10	-	-	-	-	-	-	-
11	3	23,520	3,833	6,646	57	-	57
12	-	-	-	-	-	-	-
13	-	-	-	-	-	-	-
14	-	-	-	-	-	-	-
15	-	-	-	-	-	-	-
16	6	2,245,301	254,492	378,420	876,528	25,414	1,465
17	1	x	x	x	x	x	x
18	2	x	x	x	x	x	x
19	-	-	-	-	-	-	-
20	-	-	-	-	-	-	-
21	6	218,595	61,157	69,806	474	261	213
22	-	-	-	-	-	-	-
23	3	296,731	59,139	61,038	2,544	2,404	140
24	2	x	x	x	x	x	x
25	4	161,407	31,337	31,668	301	-	301
26	3	252,492	29,265	34,308	136	10	126
27	-	-	-	-	-	-	-
28	1	x	x	x	x	x	-
29	3	48,977	14,597	16,299	26	-	26
30	1	x	x	x	x	-	x
31	-	-	-	-	-	-	-
32	-	-	-	-	-	-	-

() (m ³)			1						() (m ³)			
113	34,501	815,148	882,233	4,254	1,481	13,969	854,495	8,034	総数			
									規模			
-	x	x	x	x	x	x	x	x	5			
113	-	-	3,252	337	47	991	381	1,496	6			
-	-	20	2,108	98	91	1,217	257	445	7			
-	x	x	x	x	x	x	x	x	8			
									中			
113	-	-	1,109	62	138	567	93	249	09			
-	-	-	-	-	-	-	-	-	10			
-	-	-	57	1	-	-	-	56	11			
-	-	-	-	-	-	-	-	-	12			
-	-	-	-	-	-	-	-	-	13			
-	-	-	-	-	-	-	-	-	14			
-	-	-	-	-	-	-	-	-	15			
-	34,501	815,148	876,528	3,737	1,343	12,130	853,875	5,443	16			
-	-	-	x	x	-	-	x	x	17			
-	-	-	x	x	-	-	x	x	18			
-	-	-	-	-	-	-	-	-	19			
-	-	-	-	-	-	-	-	-	20			
-	-	-	474	23	-	374	15	62	21			
-	-	-	-	-	-	-	-	-	22			
-	-	-	2,544	335	-	627	366	1,216	23			
-	-	-	x	-	-	x	-	x	24			
-	-	-	301	-	-	32	24	245	25			
-	-	-	136	-	-	-	86	50	26			
-	-	-	-	-	-	-	-	-	27			
-	-	-	x	-	-	x	-	-	28			
-	-	-	26	-	-	-	-	26	29			
-	-	-	x	-	-	x	-	-	30			
-	-	-	-	-	-	-	-	-	31			
-	-	-	-	-	-	-	-	-	32			

第6表 小学校区別統計表

					()			()	()	()	()	09
総数	161	139	1	21	6,641	4,868	1,773	2,711,781	12,357,618	22,379,757	7,614,239	36
1	11	9	-	2	276	202	74	89,039	286,628	434,414	129,206	1
2	8	4	-	4	229	112	117	62,581	269,821	490,418	198,241	3
3	4	3	-	1	58	24	34	13,727	21,618	47,168	24,334	2
4	14	12	-	2	295	117	178	64,053	140,246	289,218	140,513	5
5	18	15	-	3	1,142	997	145	490,058	2,326,067	4,542,630	1,621,198	1
6	17	15	-	2	1,093	923	170	671,493	2,721,134	5,758,313	2,094,379	6
7	1	1	-	-	8	1	7	x	x	x	x	-
8	6	6	-	-	468	248	220	161,793	589,861	1,006,740	362,600	2
9	5	5	-	-	99	91	8	67,173	823,075	1,081,156	223,856	-
10	4	4	-	-	177	45	132	40,479	107,293	166,316	55,180	1
11	11	11	-	-	837	748	89	389,835	1,789,075	3,035,911	1,060,970	-
12	14	13	-	1	711	522	189	287,804	1,402,474	2,372,076	673,196	3
13	2	1	-	1	36	4	32	x	x	x	x	1
14	11	10	-	1	145	54	91	31,241	57,020	122,044	61,926	5
15	2	1	-	1	20	9	11	x	x	x	x	1
16	-	-	-	-	-	-	-	-	-	-	-	-
17	-	-	-	-	-	-	-	-	-	-	-	-
18	-	-	-	-	-	-	-	-	-	-	-	-
19	2	1	-	1	35	28	7	x	x	x	x	1
20	23	23	-	-	773	593	180	253,910	1,540,713	2,539,928	842,335	2
21	1	-	-	1	5	5	-	x	x	x	x	1
22	2	-	1	1	16	13	3	x	x	x	x	-
23	5	5	-	-	218	132	86	57,732	237,133	380,587	62,135	1

10	11	12	13	14	15	16	17	18	19	20	21	22	23	24	25	26	27	28	29	30	31	32	
2	11	2	2	2	12	17	3	8	3	-	11	4	4	13	9	6	1	1	4	2	2	6	総
-	1	-	-	-	3	-	-	-	1	-	-	-	-	1	2	-	-	1	-	-	-	1	1
-	1	1	-	-	-	2	-	-	-	-	-	-	-	-	-	-	-	-	-	-	-	1	2
-	-	-	-	-	1	-	-	-	-	-	-	-	-	-	-	-	-	-	-	-	-	1	3
1	1	-	-	-	1	-	-	-	-	-	-	1	-	1	1	-	1	-	-	-	-	2	4
-	1	-	-	-	-	6	1	-	-	-	4	1	1	2	1	-	-	-	-	-	-	-	5
-	1	-	-	1	3	4	-	-	-	-	1	-	-	-	-	1	-	-	-	-	-	-	6
-	1	-	-	-	-	-	-	-	-	-	-	-	-	-	-	-	-	-	-	-	-	-	7
-	1	-	-	-	1	1	-	-	-	-	-	-	-	-	-	-	-	-	-	-	1	-	8
-	-	-	-	-	-	3	1	1	-	-	-	-	-	-	-	-	-	-	-	-	-	-	9
-	1	-	-	-	-	-	-	-	-	-	-	-	-	-	-	-	-	-	2	-	-	-	10
-	-	-	-	-	-	-	1	-	1	-	1	-	-	2	2	2	-	-	1	-	1	-	11
-	-	-	1	-	-	-	-	1	-	-	3	-	1	2	2	1	-	-	-	-	-	-	12
-	-	-	-	-	1	-	-	-	-	-	-	-	-	-	-	-	-	-	-	-	-	-	13
-	-	-	1	-	1	-	-	3	-	-	-	-	-	-	-	-	-	-	-	-	-	1	14
-	-	-	-	-	1	-	-	-	-	-	-	-	-	-	-	-	-	-	-	-	-	-	15
-	-	-	-	-	-	-	-	-	-	-	-	-	-	-	-	-	-	-	-	-	-	-	16
-	-	-	-	-	-	-	-	-	-	-	-	-	-	-	-	-	-	-	-	-	-	-	17
-	-	-	-	-	-	-	-	-	-	-	-	-	-	-	-	-	-	-	-	-	-	-	18
-	-	-	-	-	-	-	-	-	-	-	1	-	-	-	-	-	-	-	-	-	-	-	19
-	2	1	-	1	-	1	-	2	1	-	1	2	2	4	1	2	-	-	-	1	-	-	20
-	-	-	-	-	-	-	-	-	-	-	-	-	-	-	-	-	-	-	-	-	-	-	21
1	-	-	-	-	-	-	-	-	-	-	-	-	-	1	-	-	-	-	-	-	-	-	22
-	1	-	-	-	-	-	-	1	-	-	-	-	-	-	-	-	-	-	1	-	1	-	23

参考資料 県内他市町との比較（従業者4人以上の事業所）

全 国	235,817	-	7,735,789	-	265,259,031	-	80,319,365	-	1,125
福 岡 県	6,434	100.0	216,161	100.0	7,767,530	100.0	2,341,621	100.0	1,207
100	1,166	18.1	52,362	24.2	1,957,233	25.2	590,007	25.2	1,679
130	948	14.7	21,790	10.1	551,660	7.1	170,297	7.3	582
202	161	2.5	6,641	3.1	223,798	2.9	76,142	3.3	1,390
203	477	7.4	12,566	5.8	281,894	3.6	95,667	4.1	591
207	175	2.7	3,451	1.6	79,883	1.0	20,917	0.9	456
210	147	2.3	2,578	1.2	71,157	0.9	29,283	1.3	484
211	117	1.8	4,896	2.3	120,641	1.6	38,743	1.7	1,031
212	311	4.8	3,290	1.5	43,777	0.6	20,186	0.9	141
290	88	1.4	1,767	0.8	23,744	0.3	8,652	0.4	270
621	72	1.1	8,557	4.0	1,153,440	14.8	477,032	20.4	16,020

21

21

23 7

² ³
(0944) 41- 2551 Fax(0944) 41- 2552

